



LEVOMEDTECH MEDICAL CATALOG 2026

Innovative Solutions for Safer Patient Care



CONTENTS

03

About Levomedtech

07

Levo 450

14

Slings

20

Rollators & Walkers

25

Wheelchairs & Recliner Chairs

28

Electric Hospital Beds

34

Manual Hospital Beds

39

Other Medical Equipment

44

New Additions to Our Range

51

Healthcare Uniforms & Apparel

54

Why do you Choose Us?

55

Contact Us



ABOUT US

Levomedtech continuously develops new products, driven by a strong foundation in engineering and design. What sets us apart from other competitors is our deep expertise in research and development. Our R&D team specializes in the development and design of advanced medical devices, utilizing the latest technologies to deliver modern, safe, and effective solutions. We are committed to supporting caregivers and improving the lives of patients through innovation and quality.





WHAT WE DO

At Levomedtech, we specialize in the design and development of advanced medical equipment, with a core focus on lifting aids and ergonomic solutions for patient handling.

Our products are developed to enhance safety, efficiency, and comfort—not only for patients but also for the healthcare professionals who care for them. Every device we create reflects our commitment to smart, human-centered design.

Backed by a multidisciplinary team of experienced engineers and product developers, we deliver solutions that meet the highest standards of technology, usability, and regulatory compliance.

We work in close collaboration with medical professionals to ensure that our products respond to real-world clinical needs—improving outcomes and supporting care environments around the globe.

OUR STRENGTHS

- ✔ Over a decade of experience in high-tech product development
- ✔ In-house team of experienced engineers and innovators
- ✔ Strong track record of successful collaborations and tailored solutions
- ✔ Focus on safety, ergonomics, and efficiency in patient care
- ✔ Scalable, production-ready technologies prepared for global markets

OUR VISION

To become a global leader in developing smart, safe, and sustainable medical technologies that improve the quality of life and transform patient care worldwide.



PRODUCTION SITES & OFFICE

Levomedtech collaborates with Henyi Group, a well-established manufacturing partner founded in 1997. With multiple subsidiaries under its umbrella, Henyi Group brings extensive industrial expertise to the table. Their diverse product portfolio includes precision valves, valve actuators, filtration equipment, and nursing products—supporting high-quality, scalable production for global markets.


OUR GLOBAL PRESENCE IN 5 COUNTRIES



MAIN OFFICE : EKBACKSVÄGEN 22 SE168 69 BROMMA, SWEDEN
www.levomedtech.com | info@levomedtech.com | +46 (0) 72 280 08 07



Stockholm, Sweden



Shenyang, Liaoning



Shanghai

OUR PRODUCTS



Type V



Type P

Walk assist

450 lb

Type P

Type V

1000 lb

Type P

Type V



Ceiling lift

450 lb

Class A

Class B

1000 lb

Class A

Class B



Stand up assist

450 lb

Class A

Class B

1000 lb

Class A

Class B



Blue light lift

One type 120 Kg

One type

OUR PRODUCTS



Walk assist



Type P
Type V

Type P
Type V



Auto drive wheelchair



Class A
Class B

Class A
Class B



Hospital bed

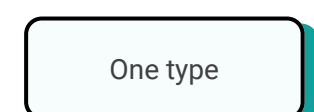


Class A
Class B

Class A
Class B



Weight Trolley



One type

One type



LEVO 450

NEXT GENERATION OF PATIENT LIFTS



LEVO 450-V

Levo450V represents a groundbreaking design that combines cutting-edge technology with the highest safety standards to ensure maximum protection and ease of use for both caregivers and users.



FEATURES


Levo 450-V



Choice of colours available


Foldable for easy storage/ transport



 Overload warning

Touch display in the handle

Integrated scale and an ergonomical hand control

 Illumination on the lift arm & the forks

Self-driving chassis straight & sideways

Antistatic wheels

Auto forks opening

FEATURES

Levo 450-V



Adjustable sling bar 3 different widths
40, 50 & 70cm



IP55 – Waterproof
Can be washed in
hospitals washings
machines with 90°C

Integrated scale

00.0 Kg

Autosense handle

Magnet hand control

No Actuator



Connected with Cloud,
traceability 100%

Extra option to control the
handle up and down

FEATURES

Levo 450-V

Works even if the user wear three layers of gloves

Special designed touch display

Easy to clean
No buttons

Integrated auto sensor and an ergonomical hand control

Compact design with built-in storage. Easy access charging port for quick power-ups

Long battery capacity- manage up to 60 lifts on single charge





INTRODUCING OUR SLINGS

At Levomedtech, our slings are expertly crafted to meet a wide range of caregiving needs.

Our range of slings—Luma, Viva, Aura and Nova - are thoughtfully designed to support patients in various situations, from daily transfers to specific needs like bathroom assistance, showering, and transportation. Each sling features a soft, skin-friendly inner lining that prevents chafing and provides lasting comfort, even during extended use. With well-designed support to minimize pressure and avoid skin irritation, our slings ensure a gentle, comfortable experience.

For added security, each sling includes hand supports for easy guidance and an adjustable safety belt to prevent slipping during transfers. These features keep patients stable and comfortable, enabling safe and controlled movement in any setting.

LUMA

ENHANCED SUPPORT FOR COMPLETE MOBILITY

The Luma Sling is crafted with a higher neck support and a wider lower opening, providing added comfort and accessibility for various transfers.

Designed for versatile use, the Luma Sling is ideal for tasks such as transportation, restroom visits, and even showering, offering dependable support for both patients and caregivers in a wide range of settings. Its functional zipper allows for adjustable configurations, enhancing adaptability across different needs.

With a thoughtful design that ensures comfort and stability, the Luma Sling is a practical choice for everyday mobility.

- ✔ Toilet
- ✔ Bathroom
- ✔ Transport
- ✔ Neck Support



VIVA

MAXIMUM COVERAGE FOR DIG NIFIED CARE

The Viva Sling is designed with high neck support and an extended, wider lower opening, offering both comfort and privacy during transfers.

With an extended back panel, the Viva Sling provides additional coverage, which is especially useful for maintaining patient discretion after restroom visits, during bathroom use, or pre/post- operation.

The functional zipper allows for adjustable configurations, enhancing its adaptability for various needs. Ideal for transportation, restroom use, and showering, the Viva Sling combines flexibility with thoughtful design to maintain patient dignity and comfort.



Toilet



Transport



Bathroom



Neck Support



AURA

UNIVERSAL SUPPORT WITH SIMPLE DESIGN

The Aura Sling is our versatile, universal Levomedtech design option, designed for secure and comfortable transfers across a range of needs. Its compact design supports larger patients with a more closed lower section for added coverage, while the neck support remains effective for transfers to and from beds, wheelchairs, and cars, as well as restroom use.

Ideal for general mobility, the Aura Sling's functional zipper allows versatile configurations, making it adaptable for bathroom, restroom, and transport needs. Custom modifications are also available to suit specific requirements.



Toilet



Transport



Avoid bathroom use. Dry well



Neck Support




NOVA

UNIVERSAL SLING WITH EXTENDED NECK SUPPORT

The Nova Sling is our specialized Levomedtech solution, designed for safe and comfortable toilet and transport transfers. Its compact design provides secure support for larger patients, with a more closed lower section for enhanced coverage, while the reinforced neck support ensures stability during transfers between beds, wheelchairs, vehicles, and restrooms.

Ideal for bathroom and mobility needs.
Custom modifications are available to accommodate specific user requirements.

- ✔ Toilet
- ✔ Transport
- ✔ Avoid bathroom use. Dry well
- ✔ Neck Support



Our slings offer an all-in-one solution,
replacing multiple products on the market.



4 in 1



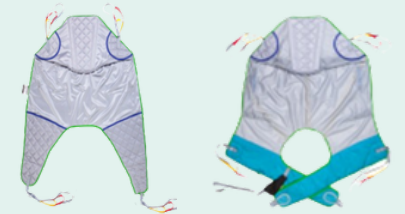
4 in 1






3 in 1



2 in 1



ROLLATORS & WALKERS





LEVO-R010

- Heavy-duty construction with a safe working load of 200 kg
- Easy height adjustment with snap-button system
- Strong woven nylon sling backrest conforms to the shape of the user's back
- Light-touch lock brakes – perfect for arthritis sufferers
- Extra-wide, double-stitched seat with breathable nylon cover
- 20 cm flat, ridged wheels minimise wobble and increase grip
- Shopping bag offers 75% more storage space
- New nylon bag prevents visibility of valuable items (e.g. wallet, handbag, keys)
- Foldable for easy transportation
- Suitable for indoor and outdoor use

LEVO-R020

- Heavy-duty construction with a safe working load of 200 kg
- Easy height adjustment via snap-button system
- Strong woven nylon sling backrest conforms to the shape of the user's back
- Light-touch lock brakes – perfect for arthritis sufferers
- Extra-wide, double-stitched seat with breathable nylon cover
- 20 cm flat, ridged wheels minimise wobble and improve grip
- Shopping bag offers 75% more storage space
- New nylon bag design hides valuable items (e.g. wallet, handbag, keys)
- Foldable for easy transportation
- Suitable for both indoor and outdoor use





LEVO-R030

- Lightweight construction with a safe working limit of 130 kg
- New "light touch" lock brake system
- New 20 cm flat ridged wheels to minimize wheel wobble and increase grip
- Easy-fold rounded backrest for added comfort
- Folds easily without removing the storage bag
- New nylon bag conceals valuable items (e.g., wallet, handbag, keys)
- Suitable for indoor and outdoor use

LEVO-R040

- Lightweight construction with a safe working limit of 130 kg
- New "light touch" lock brake system
- 20 cm flat ridged wheels minimize wheel wobble and increase grip
- Easy-fold rounded backrest for added comfort
- Folds easily without removing the storage bag
- New nylon bag conceals valuable items (e.g., wallet, handbag, keys)
- Suitable for indoor and outdoor use





LEVO-W010

- New aluminium oval tube frame construction
- Safe working load of 180 kg
- Widened frame between rear wheels for maximum walking space
- Foldable gutter arm walker for easy transportation
- Oval tube design allows directional height adjustment (press-button system)
- Handlebars are multi-adjustable for angle and fore/aft positioning
- Suitable for indoor and outdoor use

LEVO-W020

- New aluminium circular tube frame construction
- Safe working load of 200 kg
- Fitted with new "light touch" hand brakes featuring a lock brake mechanism
- Widened frame between rear wheels for maximum walking space
- Foldable gutter arm walker for easy transportation
- Oval tube design allows directional height adjustment (press-button system)
- Handlebars are multi-adjustable for angle and fore/aft positioning
- Suitable for indoor and outdoor use





LEVO-W030






- Powder-coated steel circular tube frame construction
- Safe working load of 160 kg
- Widened frame between rear wheels for maximum walking space
- Foldable gutter arm walker for easy transportation
- Circular tube design allows directional height adjustment (press-button system)
- Handlebars are multi-adjustable for angle and fore/aft positioning
- Suitable for indoor and outdoor use

LEVO-W040

- New aluminium oval tube frame construction
- Safe working load of 200 kg
- Widened frame between rear wheels for maximum walking space
- Extra-depth gutter arm supports for enhanced comfort and safety
- Oval tube design allows directional height adjustment (press-button system)
- Handlebars are multi-adjustable for angle and fore/aft positioning
- Suitable for indoor and outdoor use



WHEELCHAIRS & RECLINER CHAIRS





LEVO-MW010

- Chromed steel frame, 46 cm seat width
- PVC/Nylon seat
- 8" PVC front wheels
- 24" MAG solid rear wheels
- Fixed armrests
- Rotatable plastic footrests



LEVO-MW020

- Spray-coated steel frame with double cross bar for added stability
- PVC/Nylon seat, 46 cm wide
- 8" PVC front wheels and 24" solid rear wheels
- Flip-up curved armrests with PU padding for comfort
- Detachable plastic footrests for convenience and easy transport



LEVO-MW030

- Light blue liquid-coated frame
- Flip-up armrests for easy access
- Detachable plastic footrests
- 8" PVC front wheels and 24" MAG solid rear wheels
- 46 cm wide seat



LEVO-EW010





- High-back electric reclining wheelchair
- Steel frame with powder coating
- 10-inch front wheels, 16-inch rear wheels
- C7DC 24V system with 2 × 12Ah batteries
- Dual 250W motors
- Weight capacity: 110 kg
- 105 pcs / 20FT container
- 225 pcs / 40HQ container



LEVO-EW020

- Battery: 24V/20Ah or 24V/12Ah lithium battery
- Lightweight aluminum alloy frame with oxidation finish
- Rear wheels: 12-inch with brushless motors
- Front wheels: 8-inch solid tires
- Seat and back upholstery: Foam padding with leather cover
- Max weight capacity: 125 kg
- Net weight: 29 kg
- Gross weight: 33 kg
- Dimensions: 108 × 63 × 95 cm
- Seat width: 39 cm
- Seat height: 48 cm
- Motors: 2 × 250W (24V DC)

ELECTRIC HOSPITAL BEDS



LEVO-HEB010

ELECTRIC HOSPITAL BED WITH TWO COLUMN MOTORS

Main Functions:

- A. Backrest adjustment – up/down
- B. Knee section adjustment – up/down
- C. Height adjustment – whole bed up/down
- D. Trendelenburg & Reverse Trendelenburg positions

Related Parameters:

- Overall Dimensions: L2200 × W1060 × H(430–720) ±10 mm
- Backrest Tilt: 80° ±5°
- Knee Board Tilt: 40° ±5°
- Height Adjustment (Hi-Lo): 430–720 mm ±10 mm
- Trendelenburg / Reverse Trendelenburg: 15° ±2°

Standard Configuration:

- 2 pcs column motors
- 2 pcs advanced medical actuators
- 1 pc control box
- 1 pc ACP (Attendant Control Panel)
- Central-controlled brake system
- 4 pcs luxurious central locking castors
- 1 pair plastic head/foot-end boards
- 1 pair luxurious PP side rails
- 4 pcs urine hooks
- 1 pc stainless steel I.V. pole

Optional Accessories:

- Backup power system (UPS)
- CPR function
- Medical mattress
- Dining board
- Bedside cabinet
- Handset



LEVO-HEBO20

ELECTRIC HOSPITAL BED (3 MOTORS)

Main functions:

- Back section up/down
- Leg section up/down
- Whole bed height adjustment

Related parameters:

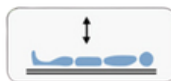
- Overall dimensions: L1950 ±50 × W900 ±50 × H500–750 ±50 mm
- Backboard tilt: >50°
- Legboard tilt: >40°

Standard configuration:

- 1 host
- 4 castors
- 2 guardrails
- 1 manual switch
- 1 power cord

Options:

- Backup power system (UPS)
- CPR function
- Medical mattress
- Dining board
- Bedside cabinet



LEVO-HEBO30

ELECTRIC HOSPITAL BED (3 MOTORS)

Main functions:

- A: Back section up/down
- B: Knee section up/down
- C: Whole bed height adjustment

Related parameters:


- Overall Dimension: L2100 × W970 × H(430–720) ±10mm
- Backrest Tilt: 75° ±5°
- Knee Board Tilt: 35° ±5°
- Height Adjustment Range: (430–720) ±10mm

Standard configuration:

- 3 advanced medical actuators
- 1 control box
- 1 handset
- 4 luxurious castors
- 1 pair plastic head/foot-end boards
- 1 pair aluminium siderails
- 4 urine hooks
- 1 stainless steel I.V. pole

Options:

- Backup power system (UPS)
- CPR function
- Medical mattress
- Dining board
- Bedside cabinet



LEVO-HEBO40

ELECTRIC HOSPITAL BED (3 MOTORS, SUPER LOW)

Main functions:

- A: Backrest adjustment (up/down)
- B: Knee section adjustment (up/down)
- C: Height adjustment for the entire bed (up/down)

Related parameters:

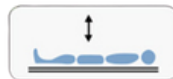
- Overall Dimensions: L2100 × W970 × H(255–655) ±10mm
- Backrest Tilting Angle: 80° ±5°
- Knee Board Tilting Angle: 45° ±5°
- Height Adjustment Range: 255–655mm ±10mm

Standard configuration:

- 3 pcs advanced medical actuators, 1 pc control box, 1 pc handset;
- 4 pcs luxurious castors;
- 1 pair plastic head/foot-end boards; 1 pair aluminium siderails;
- 4 pcs urine hooks; 1 pc S.S I.V pole;

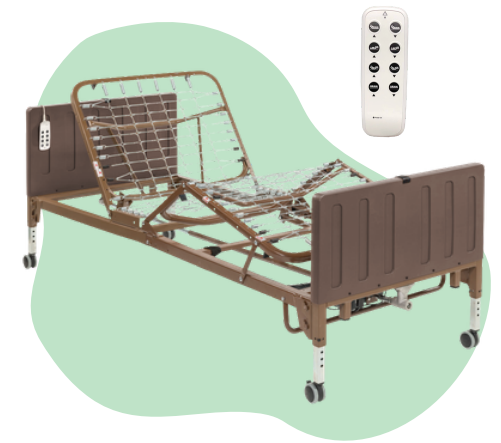
Options:

- Backup Power System (UPS)
- CPR Function
- Medical Mattress
- Dining Board
- Bedside Cabinet



HOMECARE BEDS

Traditional, Ultra-Light, Full & Semi Electric, and Bariatric Beds








Type	Semi Electric Bed
Model	74710
Drive	Electric/Manual
Weight Capacity	204 kg
Qty. Motors	1
Net Weight	73.9 kg

Type	Full Electric Bed
Model	74711
Drive	Electric
Weight Capacity	204 kg
Qty. Motors	2
Net Weight	76.7 kg

Type	Full Electric low Bed
Model	74712
Drive	Electric
Weight Capacity	204 kg
Qty. Motors	2
Net Weight	79.4 kg

Type	Full Electric low Bed
Model	74730
Drive	Electric
Weight Capacity	204 kg
Qty. Motors	3
Net Weight	76.7 kg

MANUAL HOSPITAL BEDS



LEVO-HMB010

MANUAL BED (4 CRANKS)



Main Functions:

- A: Back section up/down
- B: Knee section up/down
- C: Whole bed up/down
- D: Trendelenburg & Reverse Trendelenburg

Related Parameters:

- Overall Dimensions: L2170 × W980 × H(430–740) ±10mm
- Backrest Tilt: 75° ±5°
- Knee Board Tilt: 35° ±5°
- Height Adjustment Range: (430–740) ±10mm
- Trendelenburg / Reverse Trendelenburg: 15° ±2°

Standard Configuration:

- Overall Dimensions: L2170 × W980 × H(430–740) ±10mm
- Backrest Tilt: 75° ±5°
- Knee Board Tilt: 35° ±5°
- Height Adjustment Range: (430–740) ±10mm
- Trendelenburg / Reverse Trendelenburg: 15° ±2°

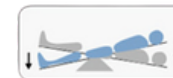
Optional Accessories:

- Medical mattress
- Dining board
- Bedside cabinet



LEVO-HMBO20

MANUAL BED (3 CRANKS)



Main Functions:

- A: Back section up/down
- B: Knee section up/down
- C: Whole bed up/down
- D: Integrated food table

Related Parameters:

- Overall Dimensions: L2230 × W980 × H(450–770) ±10mm
- Backrest Tilt: 75° ±5°
- Knee Board Tilt: 35° ±5°
- Height Adjustment: (450–770) ±10mm

Standard Configuration:

- 3 × Manual crank systems
- 4 × Luxurious castors
- 1 pair plastic head/foot-end boards
- 4 × Stainless steel side rails
- 4 × Urine hooks
- 1 × Stainless steel I.V. pole
- 1 × Overbed dining board

Optional Accessories:

- Medical mattress
- Bedside cabinet
- Sundries basket

LEVO-HMBO30

MANUAL BED (2 CRANKs)



Main Functions:

- A: Adjustable backrest (up/down)
- B: Adjustable knee section (up/down)

Related Parameters:

- Overall Dimensions: L2100 × W970 × H480 ±10 mm
- Backrest Tilt Angle: 75° ±5°
- Knee Section tilt Angle: 35° ±5°

Standard Configuration:

- 2 sets manual crank systems
- 4 pcs luxurious castors for smooth and stable mobility
- 1 pair plastic head and foot-end boards
- 1 pair aluminium side rails for safety and support
- 4 pcs urine bag hooks
- 1 pc stainless steel I.V. pole

Optional Accessories:

- Medical-grade mattress
- Detachable dining board
- Bedside cabinet
- Sundries storage basket
- Sundries basket



LEVO-HMBO40

MANUAL BED (1 CRANK)



Main Functions:

- A: Adjustable backrest (up/down)

Related Parameters:

- Overall Dimensions: L2100 × W970 × H480 ±10 mm
- Backrest Tilt Angle: 75° ±5°

Standard Configuration:

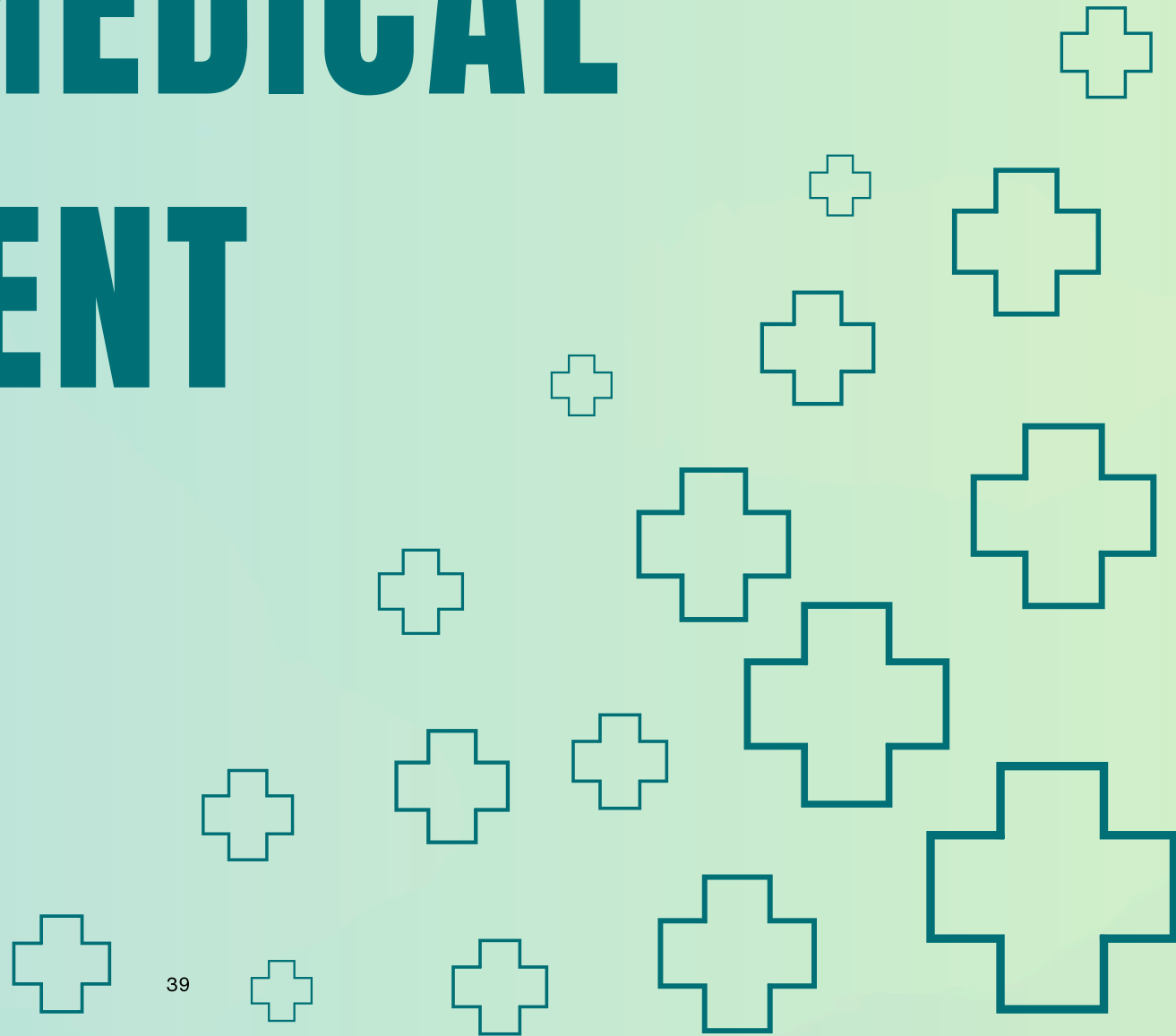
- 1 set manual crank system
- 1 pair plastic head and foot-end boards
- 1 pair aluminium side rails
- 4 pcs urine bag hooks
- 1 pc stainless steel I.V. pole

Optional Accessories:

- Medical mattress
- Detachable dining board
- Bedside cabinet




OTHER MEDICAL EQUIPMENT



MULTI-LAYERED / MULTI-ZONED FOAM MATTRESS, MODEL 75001

KEY FEATURES

- High-quality therapeutic foam mattress designed for pressure redistribution and shear/friction reduction
- Bottom layer with full-length horizontally scored articulation cuts to enhance durability and mattress lifespan
- Available with or without raised side rails
- Visco foam heel section to offload pressure from vulnerable heels
- Complies with flammability standards CFR 1632 and CFR 1633



Specifications	Description
Model No.	Alnitak Series / 7500 I
Unit Dimensions	36" * 80" * 6"
Cover Material	Stretch, Fluid-Resistant Nylon Top / Waterproof Vinyl Bottom
Mattress Layers of Foam	3
Net Weight	1,5 kg
Weight Capacity	1,9 kg
Weight (KG)	159 kg
Package Dimensions	360 * 360 * 940 mm




LEVO-FM010

- Mattress
- Size: 1920 × 840 × 80 mm
- Material: Wearable cloth cover, sponge, coconut & palm fiber

LEVO-FM020

- Mattress
- Size: 1920 × 840 × 100 mm
- Material: Wearable PVC cover, high-density sponge





LEVO-FM030


- **Mattress**
- Size: 1920 × 840 × 80 mm
- Material: Wearable PU cover, natural latex



LEVO-FM040

Mattress

- Size: 1920 × 840 × 80 mm
- Material: Wearable PU cover, natural latex



LEVO-FM050

Mattress

- Size: 1920 × 840 × 80 mm
- Material: Wearable cloth cover, sponge, coconut & palm fiber



LEVO-AM010

Air Mattress


- Size: 1920 × 860 × 75 mm
- Material: Nylon & PVC



LEVO-AM020

Air Mattress

- Size: 1920 × 860 × 75 mm
- Material: Nylon & PVC



LEVO-AM030

Air Mattress

- Size: 1920 × 860 × 75 mm
- Material: Medical PVC



INTRODUCING NEW ADDITIONS

LevoMedtech is expanding its product range with carefully selected items designed to complement our core solutions and elevate the healthcare experience. Explore their unique benefits and see how they can support your journey toward better health and well-being.

Let me know if you'd like it to sound more technical, marketing-focused, or patient-friendly.



LEVO-NBZ010

- Ultrafine Atomization (2.5 Microns): Ensures efficient delivery of medication directly to the affected area for optimal therapeutic effect.
- No Inner Tube Design: Minimizes pressure loss by eliminating internal air leakage, improving performance and reliability.
- External Filter System: Developed by Micmo Porei (USA), this advanced filter helps block dust and significantly reduces operational noise.



LEVO-NBZ020

- Ultrafine Atomization (2.5 Microns): Enables precise drug delivery directly to the affected area for enhanced treatment effectiveness.
- High Performance Output:
- Maximum Pressure: ≥ 35 PSI
- Maximum Gas Flow Rate: ≥ 9 L/min
- External Filter System: Designed by Micmo Porei (USA) to effectively block dust and reduce operational noise.
- Convenient Storage Design: Built-in compartments allow easy storage of nebulizer cups and accessories.
- Diaphragm Compressor: Compatible with medications like tobramycin, ensuring consistent and efficient atomization.



LEVO-UCL010

Smart Urine Collector

Standard Accessories:

- Intelligent host (including pipeline)
- Probe line (1.2 m)
- Power cord
- Urine bottle
- One set of urinal fixation underwear (available in three sizes)

Optional Accessories:

- Male (Standard / Atrophied)
- Female (Standard)
- Male/Female handheld

Description	Parameters
Series / Model No.	Hadar Series / JN-01
Host Dimensions	180×130×55 mm
Net Weight	450 g
Rated Voltage	5V
Noise (Operating)	<55dB(A)
Standby Power	<0.4W
Operating Power	<4W
Sensor Cable	1.2 m
Drain Tube	0.8 m
Power Cable	2 m
Waist Size	85–140 cm
Underwear Material	Cototon
Urinal Material	Silicone
Urinal Type	Male (Standard/Atroph ic), Female





LEVO-LM010

Model	71910
Drive	Hydraulic
Weight Capacity	204 kg
Thrust	9000 N
Base Height	165 mm / 6.5"
Packing Size	1250 mm × 630 mm × 342 mm



LEVO-LEM010

Model	71920
Drive	Electric
Weight Capacity	204 kg
Thrust	10000 N
Base Height	120.6 mm / 4.75"
Packing Size	/



LEVO-LE010

Model	71922
Drive	Electric
Weight Capacity	272 kg
Thrust	12000 N
Base Height	114 mm / 4.5"
Packing Size	/





EU-MDR

LEVO_LEL010

Type	Able Assist Transfer Aids
Model	72120
Drive	Manual
Weight Capacity	200 kg
Base Height	4"
Packing Size	1090 × 610 × 330 mm



EU-MDR

LEVO_LEL020

Type	Patient Turner
Model	72110
Drive	Manual
Weight Capacity	150 kg
Base Height	4"
Packing Size	830 × 530 × 150 mm




EU-MDR

LEVO_LEL030

Type	Sit-to-Stand Transfer Aid
Model	72130
Drive	Manual
Weight Capacity	150 kg
Base Height	2"
Packing Size	710 × 660 × 290 mm

NEOPRENE: LEVO-1 SERIES

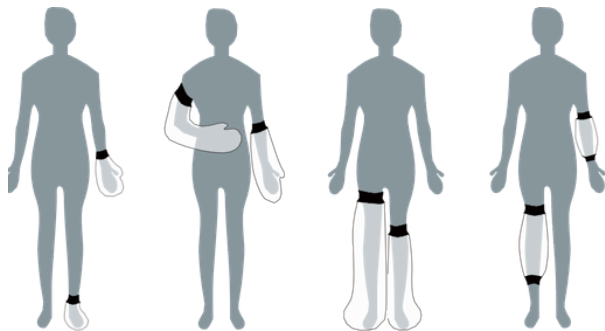


Instructions for Use

1. With the assistance of a family member, gently stretch open the elastic sealing ring of the protector (see Figure 1).
2. Carefully insert the affected limb into the cover, avoiding contact with the injured area as much as possible (see Figure 2).
3. Once the limb is fully inside, allow the elastic sealing ring to return to its natural position. Adjust it to ensure a snug, watertight seal (see Figure 3).
4. When properly fitted, the user is ready to shower or bathe safely (see Figure 4).




Model Specifications



- Wrist
- Short Arm
- Short Leg
- Elbow
- Ankle
- Long Arm
- Long Leg
- Knee

Available in Three Colors



Black



Blue



Grey



HEALTHCARE UNIFORMS & APPAREL



Introduction

LevoMedtech partners with one of Asia's largest producers of hospital apparel to offer a wide range of high-quality, stylish, and modern medical clothing. Our product categories include:

- **Nurses' attire**
- **Doctors' uniforms**
- **Surgical wear**
- **Patient garments**
- **Bed linens**

We are committed to delivering durable, comfortable, and professionally designed apparel that meets the highest industry standards.

All models are available in a variety of sizes to cater to both European and Asian markets.



CLASSIC & STYLISH NURSE UNIFORMS

LEVO-NU010



LEVO-NU020



LEVO-NU030



LEVO-NU040





LEVO-NU050

LEVO-NU060



LEVO-NU080

LEVO-NU070

WHY DO YOU CHOOSE US?



**THANK
YOU**



 +46 (0) 72 280 08 07

 www.levomedtech.com

 Skattegårdsvägen 130, SE162 50 Vällingby, Sweden





**WE DON'T COPY,
WE FIND SOLUTIONS.**

